



AIRGLYDE ASSEMBLY TABLE

The AirGlyde Tilting Assembly Table aids in the assembly of insulating glass units and grid insertion.

Processing Capabilities

Equipment Type: IG Unit Assembly

Maximum Glass Size: 48" to 120" square
(Rectangular options available)

Automation Level: Semi

Technical Specifications

Working Height: 34"–38"

Compressed Air: 50–60 PSI

Electrical Requirement: 120VAC, 15A

Industries

Architectural

STAND ALONE
OR DROP IN
REPLACEMENT

TILTING OPTION

POP-UP GLASS
SQUARING

[More Key Advantages and Outstanding Features >](#)



724.452.7390

SOLUTIONS@BILLCO-MFG.COM

BILLCO-MFG.COM

AIRGLYDE ASSEMBLY TABLE

Key Advantages

- Stand Alone or Drop In Replacement:
- Can be used in full assembly
- Tilting Option: Facilitates ease of assembly for larger lites

Outstanding Features

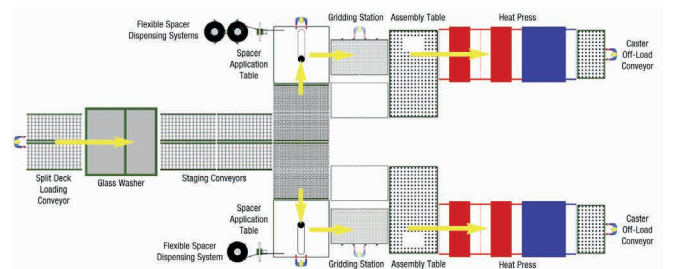
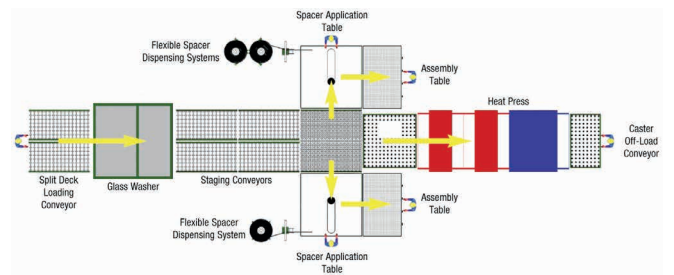
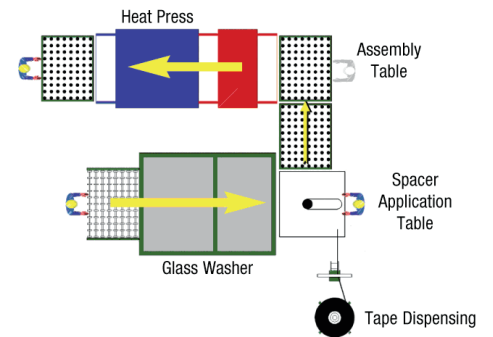
- Pop-Up Glass Squaring
- Industrial Grade Formica Surface
- 5/8" Grid Pattern to Facilitate Alignment of Muntin Bars
- Air Float Table
- Adjustable Table Height
- Single Phase Electric Supply

Supporting Equipment

- AirGlyde Application Table
- Conveyors
- Transfer Tables
- Caster Tables
- Super EV
- Heat Press



Sample Line Layouts:
Basic, High Production, and Fully Automated



ON CALL
24 | 7 | 365

Billco Services

Billco provides the backbone for flat glass production lines—large and small—with high quality American-made equipment and 24-7-365 never-fail relationships. Our stability and expertise is proven with high customer satisfaction ratings, uptime statistics, impressive ROI, and a multi-million dollar inventory of ready-to-ship replacement parts. Our Solution Specialists, 24-7-365 Technical Support, and Replacement Parts Team are fully dedicated to keeping your line moving. Call or visit our website for more information.



724.452.7390
SOLUTIONS@BILLCO-MFG.COM
BILLCO-MFG.COM