



**Billco Teams**  
A Distribution & Service Company

# LAMINATED GLASS CUTTING SOLUTION

The Laminated Glass Cutting Line is a semi-automatic machine designed for precise cutting of laminated glass sheets. The cutting table can be equipped with a Low-E edge deletion system, enabling the efficient removal of coatings from glass sheets while ensuring maximum quality.

- ✓ Fast and Accurate
- ✓ Excellent Cut Quality
- ✓ Robust Structural Design

## SPECIFICATIONS



14 in (350 mm)  
MIN GLASS SIZE  
150 - 180 in (3800 - 4600 mm)  
MAX GLASS SIZE



3 mm + PVB + 3 mm  
MIN GLASS THICKNESS  
8 mm + PVB + 8 mm  
MAX GLASS THICKNESS



0.38 - 3.04 mm  
PVB THICKNESS

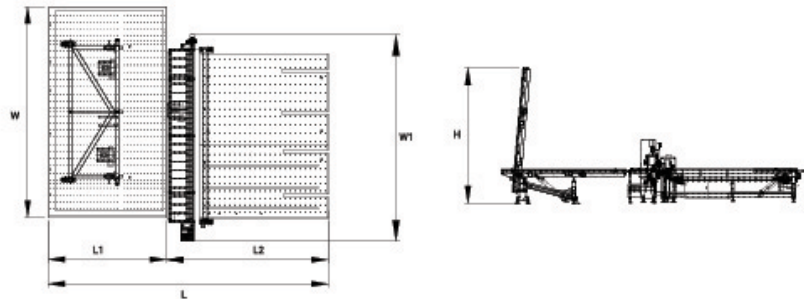


**LEARN MORE**



# LAMINATED GLASS CUTTING SOLUTION

## MODELS



## SYSTEM CONFIGURATION


### LAMINATED GLASS CUTTING TABLE

The semi-automatic machine efficiently cuts laminated glass sheets with precision and ease.

- ✓ Automatic Alignment
- ✓ Simultaneous Cutting
- ✓ Integrated Heating
- ✓ Efficient Breaking System



*Laminated Glass Cutting Table*

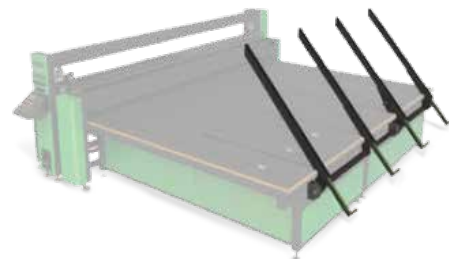


*Tilting Table*

### TILTING TABLE

Designed for the manual placement of glass sheets, providing a safe and efficient workspace.

- ✓ Felt Covered Surface
- ✓ Tilting Functionality
- ✓ Manual Placement



*Unloading Arms for Heavy Glass*

### UNLOADING ARMS FOR HEAVY GLASS

The Arm System facilitates the quick and easy unloading of heavy glass from the table.

#### Billco Services

Billco provides the backbone for flat glass production lines, large and small, with high-quality equipment and 24 | 7 | 365 never-fail relationships. Our stability and expertise are backed by high customer satisfaction ratings, uptime statistics, impressive ROI, and a multi-million dollar industry of ready-to-ship replacement parts. Our Solutions Specialists, 24 | 7 | 365 Technical Support, and Replacement Parts Team are fully dedicated to keeping your line moving. Call or visit our website for more information.

240850