



Billco®

MOVING GLASS FORWARD.

WASHING CUTTING LAMINATING HANDLING INSULATING DATA

AIRGLYDE ASSEMBLY TABLE

The AirGlyde Tilting Assembly Table enhances the assembly process of insulating glass units and the insertion of grids, ensuring precision and efficiency.

- ✓ Pop-Up Glass Squaring
- ✓ Stand Alone or Drop In Replacement
- ✓ Tilting Option
- ✓ Architectural Industries



SPECIFICATIONS



48 - 120 in (1219 - 3048 mm) square
(rectangular options available)
MIN GLASS SIZE



IG Unit Application Table
EQUIPMENT



Semi
AUTOMATIC LEVEL

TECHNICAL SPECIFICATIONS



34 - 38 in
WORKING HEIGHT



50 - 60 PSI
COMPRESSED AIR



120 VAC, 15A
ELECTRICAL REQUIREMENT

LEARN MORE



AIRGYLDE ASSEMBLY TABLE

INSULATING

FEATURES

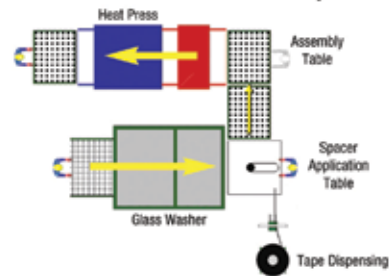
- ✓ **Stand Alone or Drop-In Replacement:** Full assembly option
- ✓ **Tilting Option:** Facilitates ease of assembly for larger lites
- ✓ **Pop-Up Glass Squaring**
- ✓ **Industrial Grade Formica Surface**
- ✓ **5/8 in Grid Pattern to Facilitate Alignment of Muntin Bars Air Float Table**
- ✓ **Adjustable Table Height**
- ✓ **Single-Phase Electric Supply**

SUPPORTING EQUIPMENT

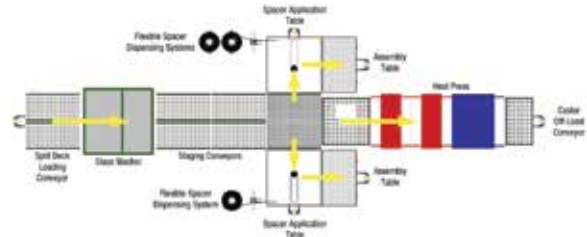
- ✓ AirGlyde Assembly Table
- ✓ Conveyors
- ✓ Transfer Tables
- ✓ Caster Tables
- ✓ Heat Press

Sample Line Layouts

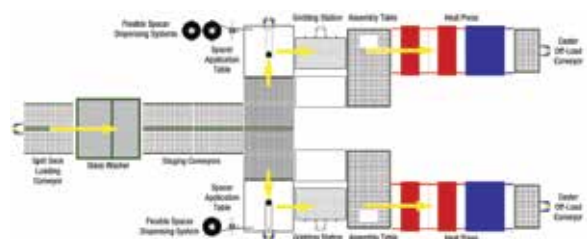
Basic Flexible/Metal Spacer System



Basic Layout



High Production Layout



Fully Automated Layout

Billco Services

Billco provides the backbone for flat glass production lines, large and small, with high-quality equipment and 24 | 7 | 365 never-fail relationships. Our stability and expertise are backed by high customer satisfaction ratings, uptime statistics, impressive ROI, and a multi-million dollar industry of ready-to-ship replacement parts. Our Solutions Specialists, 24 | 7 | 365 Technical Support, and Replacement Parts Team are fully dedicated to keeping your line moving. Call or visit our website for more information.

240844